

LITHIUM IRON PHOSPHATE BATTERY


ELECTRICAL SPECIFICATIONS

Nominal Voltage	12.8 V
Nominal Capacity	60Ah
Capacity @ 0.2C	>290 min
Energy	768 Wh
Resistance	< 20 mΩ
Efficiency	99%
Self Discharge	<3% per Month
Maximum Modules in Series	1

DISCHARGE SPECIFICATIONS

Maximum Continuous Discharge Current	200 A
Peak Discharge Current	1000A 5s
Recommended Low Voltage Disconnect	11 V
PCM Discharge Voltage Cut-Off	10 V
Reconnect Voltage	12 V
Short Circuit Protection	Yes

TEMPERATURE SPECIFICATIONS

Discharge Temperature	-4 to 140 °F (-20 to 60 °C)
Charge Temperature	 -4 to 131 °F (-20 to 55 °C)
Storage Temperature	-4 to 140 °F (-20 to 60 °C)
PCM High Temperature Cut-Off	176 °F (80 °C)

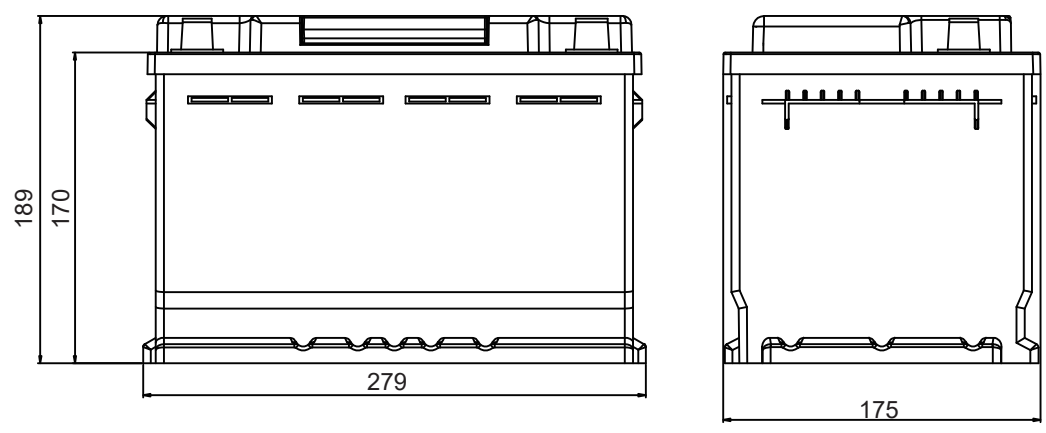
DIMENSIONAL SPECIFICATIONS

MECHANICAL SPECIFICATIONS

Dimensions (L x W x H)	279 x 175 x 189 mm
Weight	7.5 kg
Terminal Type	AP
Case Material	ABS
Enclosure Protection	IP65
Cell Type - Chemistry	LiFePO ₄

CHARGE SPECIFICATIONS

Recommended Charge Current	<30 A
Maximum Charge Current	150 A
Recommended Charge Voltage	14.2 V - 14.6 V
PCM Charge Voltage Cut-Off	15.6 V
Reconnect Voltage	15.2 V
Balancing Voltage	14.4 V
Active balancing current	1~3 A



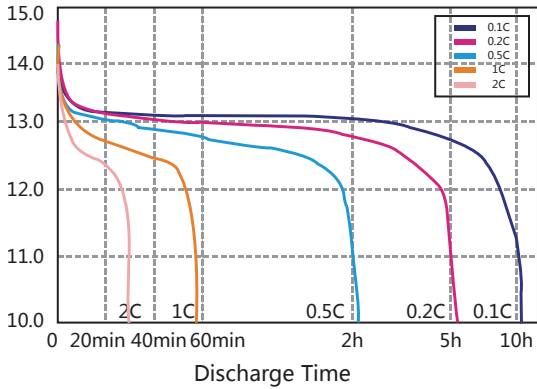
BATTERY APP

Connect the battery via Bluetooth to your smartphone (iOS/Android).
 The battery app will display real-time data on the interface of the app:
 State of charge, voltage, capacity, temperature, cycle life, ...

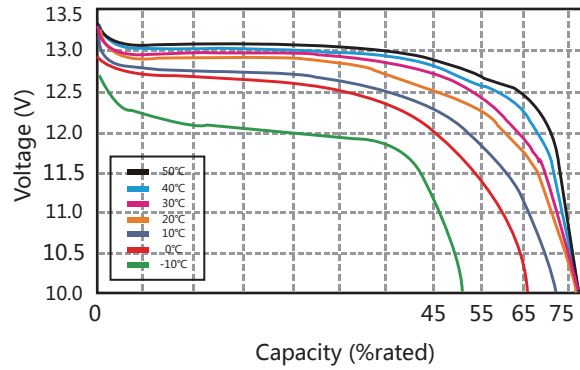


PERFORMANCE CHARACTERISTICS

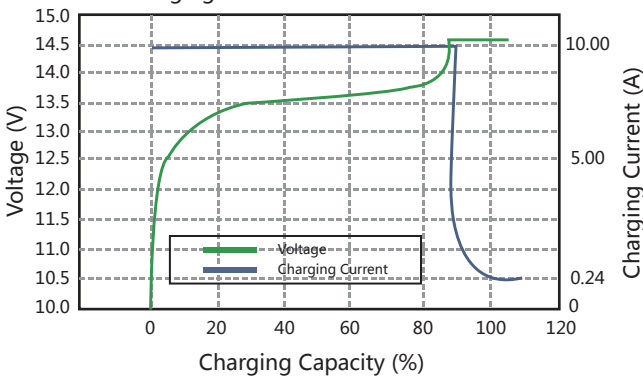
Different Rate Discharge Curve @25°C



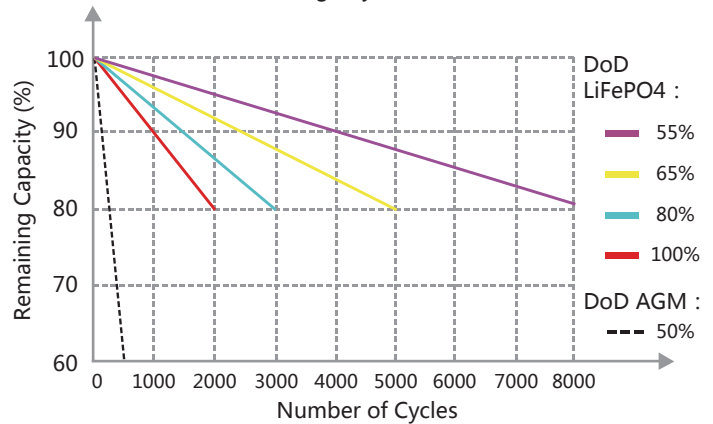
Different Temperature Discharge Curve @0.5°C



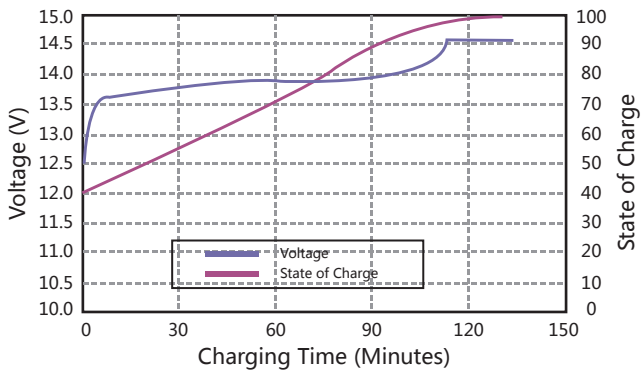
Charging Characteristics @0.5C 25°C



Different DoD Discharge Cycle Life @1C



State of Charge Curve @0.5C 25°C



Different Temperature Self Discharge Curve

